

**Official Monthly Publication of the
Alabama Mineral & Lapidary Society
Birmingham, Alabama**

Website: <http://www.lapidaryclub.com>

President's Message

Hello everyone,

Catch your breath and get ready for the home stretch. Only four weeks left to get ready for Tannehill and there's a lot to take care of. I know everybody is busy as usual doing your own thing but this is the one time of year when the club really needs people to make a commitment to help with the many jobs that need to be organized. Please make a special effort to attend our May 8th meeting and help finalize our plans. Among the usual jobs are publicity and signs, vendor dinner, supplies, preparation and cooking, club tent set up and take down, club area operations including information table, kid's games, door prizes and demonstrations. New this year-are Hoot-n-Holler demonstrations and programs and hosting the SFMS quarterly meeting.

Organizing all this requires communication and that is difficult when the club website's membership directory is so incomplete. I'm going to recommend to our webmaster that we change to an 'opt out' policy. Unless you contact our webmaster, steve.adams@windstream.net, the member accessible directory will show your name, address, phone numbers and e-mail address. Only AMLS members can see this. If you do not have e-mail, contact Sandra or Reggie by letter or phone.

Thanks to everyone who attended the April meeting and participated in the annual club auction. Spirited bidding by some of our new members helped to boost both our enthusiasm and our income. I'm pretty sure we achieved a record total this year.

I understand that we had a very low turnout for our April workshop at the Hoover Library. If there is a particular subject you would like to see covered please contact Cindy Hensley. These classes are a great opportunity to try new things and acquire new skills and have fun. Cindy and Yvonne Foster work hard to make them happen so try them out. Don't miss our May 2nd cabbing party at Jill and Don Hill's house. *Continued on page 2.*



REGGIE BOLTON
President A.M.L.S.

May 8th - Meeting date with Tumbling Contest so bring your best tumbled stones in!

June 5th - Dealers Dinner at Tannehill State Park and the SFMS Cracker Barrel
June 6th & 7th - TANNEHILL SHOW and SFMS Summer Board Meeting
NOTE: For the month of June because of the show there is NO usual monthly meeting.
July 10th - Anita Westlake - Regular meeting
August 14th - Kim Cochrane - Gem stones of At
September 11th Kenneth Kornegay - Sunstones
October 9th - Gloria Adams - Unknown at this time.
November 13th - William Holland Scholarship Speaker

Inside ~

President's Message, Program, Calendar Items	Page 1
Slate of Officers, Board Members, Pres. Message Continued,	Page 2
Minutes of Meeting 3/13/15	Page 3
Club and Society Shows & Rock Swaps, Board Meeting Minutes	Page 4
DMC - Fieldtrips	Page 5
DMC Fieldtrip Continued, Brad Smith Bench Tips	Page 6
Graves Mt. Dig, Hoover Library Club Workshops	Page 7
SFMS Workshops, New members	Page 8
Last Page Funnies, Club application	Page 9
Club Information and Mailing wrapper	Page 10


OFFICERS	
President	Reggie Bolton 205-678-8772 reggie@newenvirons.net
Vice President	Larry Hensley 205-937-5810 hensley.larry@gmail.com
Treasurer	Jackie Seale 205-426-5304 jackie51@wildbird.net
Recording Secretary	Bunny Bolton 205-678-8772 reggie@newenvirons.net
Corresponding Secretary	Sandra Sullivan 205-903-7062 doodle35146ss@yahoo.com
Historian	** Vacant at the time **
COMMITTEE CHAIRS	
Editor / Publications	Sandra Sullivan doodle35146ss@yahoo.com
Education Chair	Cindy Hensley hensly.larry@gmail.com
Fieldtrip Chair	** Vacant at this time ** <i>Need some volunteers!</i>
Hospitality Chair	Yvonne Foster jewelryrepair@hotmail.com
Membership Chair	Martha Phillippi 205-967-0889
Program Chair	Larry Hensley hensley.larry@gmail.com
Property Chair	<i>Vacant</i>
Publicity Chair	Diane Lightfoot dlite35124@gmail.com
Show Chair	Cathy Kellogg tannehillgemshow@gmail.com
Webmaster	Steve Adams steve.adams@windstream.net

For more information:
AFMS and SFMS Websites
 The SFMS Newsletter, *the Lodestar*, and the AFMS Newsletter are now available for all members to read on line at <http://www.amfed.org/sfms>. And www.afed.org Email: sfms@amfed.org

President's message continued ...
 There will be a board of directors meeting downstairs at the Hoover Library at 6:00PM on May 4th. All board members please try to be there. Others are welcome as well. This is not a closed meeting. Final planning for Tannehill and club participation are on the agenda.

I look forward to seeing you at the May meeting and at Tannehill.
 Reggie Bolton, A.M.L.S. President

Steve Adams says ... He will be teaching four week-long Cabachon classes at William Holland Retreat in 2015. Class dates are Aug. 9 - 15, Aug. 16 - 22, Sept. 13 - 19, and Sept. 20 - 26. The school is located in beautiful Young Harris, Georgia.



For class information and fees, please visit this website: <http://lapidaryschool.org/> This school has affiliations with the SFMS which have special weeks set aside for club members. So check it out. There isn't anywhere else you can get this level of great instructors for this price and meet other rockhounds from the southeast.

Members Serving on the Board of Directors :	
Diana Carby	205-663-1701 skewdj@bellsouth.net
Karen Williams	205-988-5673 kacwms@bellsouth.net
Southeast Federation Officers :	
President of SFMS	Dave Wayment asstainglass@bellsouth.net
Alabama State Representative to SFMS	Phillip Kaiser kaiserpw@att.net

Minutes of Meeting April 10, 2015 ~

Darricke Rayl said our blessing and we ate and perused the auction goodies. Our visitors were Jonathan McKnight, Ashley Matty, Will Ledbetter and Mr. Bob Smiths' son Ken. Lana and Mike Whisenant, Victoria, Asa, and Ashe are new members. Reggie called for the minutes be approved as written in the newsletter and the March minutes were approved.

Reggie explained the e-mail that Steve Adams had sent out about the members directory. Everyone needs to respond to him with what info it's okay to publish in the 'Members Only' section of the website. The public does not have access to this, just our members.* update- you need to opt out if there is info you do NOT want to be published.*

Earth Day was organized - Yvonne Foster will bring her faceting machine and a tent. Don & Jill Hill will bring the club's cabbing machine. John Wild will bring a tent. Other volunteers included Bunny and Reggie Bolton, Judith Johnson, Sue Ann Chapman, Rhea Proffitt, Larry Hensley and Darricke Rayl.

Tannehill-volunteers are needed. Thursday Mike Sullivan will move the cooker, need 2-3 folks to move tables from storage in Hoover to Tannehill. Friday Larry and Diana Carby will start cooking and organizing for the Vendor/SFMS Dinner about 9 AM. They will need help throughout the day especially late afternoon to set up and serve then clean up afterwards. It's as much fun as it is work because of the company! Friday PM the club tent has to go up and be readied for the show. Saturday and Sunday we need volunteers to man the club tent and kids games. At 5 PM on Sunday it's all hands on deck to take down the tent, clean up and take the tables etc back to Gilbert Douglas' house.

PLEASE VOLUNTEER!!

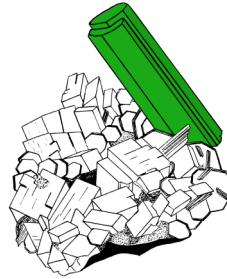
Anyone that comes on Friday should bring a dessert for the vendor dinner that is heat resistant like cookies, un-iced cakes and brownies etc.

Yvonne Foster will set up in the Hoot-n-Holler doing demonstrations and we will have other demos, talks and short classes in things to do with stones that can be purchased at the show. If there is a way you can help there please let us know. We would like to do something that lasts 30-45 minutes every

Meeting Minutes Continued... 2 hours. Larry Hensley will do a talk on fossils, Karen Williams will do an earring project.

A cabbing party will be held on May 2nd at Don and Jill Hill's home.

The business meeting was ended and the auction was held. We raised \$1,342.00! WOW !! Way to go! Respectfully submitted,
Bunny Bolton, Recording Secretary

**Birthstone for May ~ Emeralds**

Emerald Hiddenite Color
Via Crystals from Diamond Dan

SFMS Quarterly Meeting Announcement

The June quarterly meeting of the SFMS is being hosted by the Alabama Mineral & Lapidary Society on the 6th of June at the Tannehill Ironworks Historical State Park in McCalla, Alabama. The Friday night Get Together "cracker barrel" meeting will also be at the park.

Lodging at a reduced rate has been arranged at the Fairfield Inn and Suites Marriott, 4980 Academy Court, Bessemer, AL 35022. Call them directly at 205-277-1700 and say you are with the Southeast Federation of Mineralogical Societies by June 1st to get the group rate of \$79 per night. Rooms with either a king bed or 2 queen beds have been reserved.

The AMLS has invited everyone to come to their cook-out prior to the Friday night Get-Together cracker barrel. The anticipated cost for dinner is \$9.

The SFMS quarterly meeting will be in the park Saturday morning. After the meeting, please feel free to attend the AMLS show, rain or shine. Watch for further information from the SFMS Secretary to register for the meeting and reserve for the Friday night dinner, but make your reservations now for your hotel room.

Via Lodestar April 2015 page 3

Club & Society Shows / Swaps via the Lodestar and Rock&Gem internet listings and newsletters

May 8-10 Marietta, GA The Georgia Mineral Society's 47th Annual Mothers Day Weekend Gem, Mineral, Jewelry, and Fossil Show at a new location. North Atlanta Trade Center, 1700 Jeurgens Court, Norcross, GA. Fri. 10 am to 6 pm, Sat. 10 am to 6 pm, Sun. 12 pm to 5 pm. Sat. Auction at 1 pm. Show Contact: Shelly Stubbs realgem7@aol.com
Website: <http://www.gamineral.org>

May 8-10 Franklin, NC Gem & Mineral Society of Franklin, NC Fri. & Sat. May 8th & 9th, 10 am – 5pm and Sun. May 10th 10 am–4 pm. At the Carpenter Community Center 1288 Georgia Rd. (US441) No admission charge. Rough and finished gemstones and jewelry, minerals and local crafts. Contact: Norm Holbert 828-634-0350. Email address: normholbert@comcast.net

May 22 – 24 Harrison County Gem & Mineral Society, Inc.'s 36th Anniversary Gem, Mineral and Jewelry Show; NEW LOCATION! Mississippi Coast Coliseum and Convention Center 2350 Beach Blvd. Biloxi, MS. Fri. 10-6, Sat. 10-6, Sun. 10-4; adults \$5, children (10 and under) free with adult; demonstrations, displays, Stump the Expert, hourly door prizes. Contact: Lynn Tate (228) 342-2963 e-mail: GulfportGemShow@gmail.com

June 6 –7 Mc Calla, AL. The 42nd Annual Alabama Mineral & Lapidary Society Tannehill Show. The SFMS will be with us for their board meeting. A large variety of dealers with all things rock related, club demonstrations, Kiddie Korner with games, club tent and more. Contact: Cathy Kellogg tannehillgemshow@gmail.com or website: <http://www.lapidaryclub.com>

June 13- 14 Cartersville, GA. Tellus Science Museum Gem & Mineral Show and Sale Sat 10 – 5; Sun 10 – 5 Take I-75 at exit 293, directly behind the Clarion Inn. Hourly door prizes. Free mineral specimens for the first 200 guests each day. Bring your mystery mineral specimen for free mineral or fossil identification! Kid's activities Show contact: Mary Vinson, Event Coordinator, (770) 606-5700 ext 402 . maryv@tellusmuseum.org

Board Meeting Minutes April 6, 2015 ~

In attendance were: Cindy and Larry Hensley, Martha Phillippi, Bunny and Reggie Bolton, Karen Williams and Sandra Sullivan.

The Tannehill show was the main topic. Plans were made to have Yvonne Foster set up for the week-end in the Hoot-n-Holler. There will also be demos, talks and craft projects every 2 hours. This is NOT babysitting! Children are welcome but must have an adult with them. There will be 4 on Saturday and 3 on Sunday. Larry Hensley will do a talk on fossils and Karen Williams will do an earring project using beads which can be purchased from vendors. We would like to publish these on the website and facebook page ASAP.

Volunteers needed for the week-end were discussed. Thursday Mike will move the cooker to Tannehill and will need folks to load tables, signs and games. Friday-the Carby's will start cooking about 9AM and will need help during the day. Many hands will be needed about 3PM to set up and serve the Vendor/SFMS Dinner and clean up after. Golf cart and walkie-talkies would be a big help.

Everyone needs to help by distributing fliers and bookmarks & sharing on social media. There needs to be TV spot. Diane Lightfoot will contact interior designers. The Southeast Federation quarterly meeting will take place during Tannehill. They will be invited to the Vendor Dinner for the cracker barrel and have their meeting at the pavilion on Saturday. Cathy Kellogg needs to send passes to Lisa Roberts and we need giveaways-small local rocks that Sandra Sullivan (with some help please) will put in take-out containers.

Reggie will get in touch with Zoo folks and volunteers for Earth Day.

Future events include so mark your calendars:

- April 25th- class on findings
- May 2nd - cabbage party
- May 4th - board meeting
- May 8th - meeting
- May 16th - class on polymer clay
- June 6 & 7 – Tannehill Show
- June 20th - class on earrings

Respectfully Submitted by Bunny Bolton,
Recording Secretary



Dixie Mineral Club Fieldtrip
An Official Field Trip of the
Mid-Tennessee Gem & Mineral
Society, Inc. (HOST)
Saturday – May 30, 2015
11:00AM until 3:00PM CDT

WHERE: Cumberland Furnace, TN

DIRECTIONS: From Nashville, TN off of I-40 take exit 196 for US-70 S (Bellevue/Newsom Station) go 0.2 miles. Turn right at TN-1 W/US-70S W go 1.8 miles. Turn left at TN-1 W/US-70 W/ Charlotte Pike go 16.1 miles. Turn right at TN-47 (White Bluff) go 9.6 miles. Turn right at TN-48 (Charlotte) go 6.8 miles. Take a slight left at Earl Leech Rd go 0.2 miles. Turn left on Cinder Road. You will see a log cabin (Starks Cabin) on the left hand side of the road. You can park in the field next to the cabin.

ASSEMBLY TIME: 11:00 AM at Cinder Road , Cumberland Furnace, TN. For those meeting as at Cumberland Furnace, we should arrive about 10:00. Meet near the old log cabin on Cinder Road.

COLLECTING: We are heading to Cumberland Furnace to collect slag. The slag was a byproduct of making iron. Some of the slag is quit colorful in shades of blue and green ... some with swirls. The slag is easily cut and polished and makes nice pendants – it is too soft for rings. Our target is a dump pile on the banks of the stream that runs through Cumberland Furnace (access by crossing a large field owned by the community). This dump pile is located about a ¼ of a mile from the parking area. Although the dump pile has the greatest potential, slag can be found anywhere along the banks (both upstream and downstream). Another way to search is by wading downstream from the furnace if the creek is low. I am not sure if conditions will permit - bring wading shoes just in case if you wish to collect in the stream.

AGE LIMIT: Everyone is welcome but children must be 6 years or older. They will not be allowed to roam around unattended and must obey all safety requirements and have all safety equipment. All pets must be under control at all times.

EQUIPMENT: You need to bring a hand tool, trowel, small shovel, etc to dig in the slag pile and gloves to protect your hands. Bring a back pack or

small buckets for carrying. Boots or wading shoes are recommended as your feet may get wet otherwise.

SEVERAL LODGING SUGGESTIONS: Depending on which direction you are coming from, I would recommend staying in the Nashville area, Clarksville (north of the furnace) or Dickson (south of the furnace). If you are going to meet us and go as group, then Nashville is the best choice.

CONTACTS: For further information or alternative directions contact: John Martin, MTGMS Vice President at info@mtgms.org call my cell phone 615-210-5385. Visit our website www.mtgms.org and visit us on Facebook.

~~~~~


**Mini Miners Monthly Link:**  
[A Monthly Publication for Young Mineral Collectors Vol. 9 No.4 April 2015](#)

**Dear Mini Miners,**  
**Please find the link to the April 2015 issue [it shows February but it really is the April edition Vol.9 No.4] of *Mini Miners Monthly*.**

**Spring Special:**

**Diamond Dan is trying to clear the shelves. Our books are better in your hands than in ours!**  
**The titles listed below are now 75 cents/copy (this is a 25% discount from the usual price). You can place an order by phone or email and, as always, an invoice will be emailed to you after the shipment is on its way.**

- **Mineral Oddities**
- **World of Minerals**
- **Minerals of the USA**
- **GOLD!**
- **Minerals from California**



An excellent publication designed especially for young mineral collectors is Mini Miners Monthly. Check it out at [www.diamonddanpublications.net](http://www.diamonddanpublications.net) Electronic subscription (PDF) \$9.95 for 12 issues. A fun website to check out is :

<http://www.pinterest.com/nkarod/rocks-and-minerals/>

**BRAD SMITH BENCH TIPS ~****MAGNETIC TOOL BAR**

An easy way to keep all your files organized at the bench is to use a magnetic tool strip. They're not expensive and help keep a lot of small tools from cluttering the bench top. I got a couple of them from Harbor Freight for about \$5 each. See <http://www.harborfreight.com> and search on-"magnetic-holder". My only regret was putting some of my small drills on the magnets. The drills got a little magnetized and now stick together when I carry them in a bottle in my tool box.

**SILVER DISCOLORATION**

Working with jewelry involves an ever increasing number of skills. Chemistry is one of them that comes into play when dealing with a discoloration on the metal caused by a chemical reaction between it and the environment.

In the case of Sterling silver there are three discolorations we typically encounter: a tarnish, a fire-scale, and a firestain. Each is different in its cause, in its cure, and in its prevention. All three have to do with the metals in the Sterling alloy (92.5% silver and 7.5% copper) and how they react with oxygen and the heat of soldering or with pollutants in the air over the long term.

Tarnish is a grayish coating that builds up slowly on the surface as a result of a reaction of the silver with sulfur-based compounds in the air. Typically these are pollutants from the burning of petroleum fuels, but they can come from other sources as well. I once tarnished all the silver in my display case by putting a pretty specimen of iron pyrite in with the jewelry. Turns out pyrite has sulfur in it! Sulfur combines with the silver to form a grayish silver sulfide film on the surface.

Preventing tarnish involves keeping sulfur away

*Brad Smith Bench Tips Continued ...* from the metal. Plastic bags will help, and anti-tarnish strips are available from jewelry supply companies to pack near your items. Tarnish is easily removed by hand polishing with a jeweler's cloth or with one of the products sold for cleaning the good silverware for holiday dinner.

Another way is to remove it chemically. Put a piece of aluminum in the bottom of a dish large enough to contain your piece. Heat enough water to cover the silver. Mix in 2 tablespoons of sodium carbonate per cup of water and pour into the dish. Be sure the silver touches the aluminum. Sodium carbonate is the main ingredient in washing soda. Read the labels in grocery and hardware stores.

The second type of tarnish is called firescale. It is the dark gray to charcoal colored film that forms on Sterling or other copper alloys like brass or bronze when we heat it with a torch. The copper in the alloy reacts with oxygen in the air to form a dark cupric oxide coating on the surface. Luckily, the oxide is easily removed by dissolving it in a mild acid - generally called a pickle. It's important that we not let firescale form on a solder joint because it will block the flow solder over the joint.

There are two ways to prevent firescale. Most common is to use a flux, a borax-based solution applied to the metal before soldering. When melted, borax forms a thin glassy layer that keeps oxygen away from the metal. A second way is to do your soldering on a charcoal block. Together with the flame, charcoal greatly reduces the amount of oxygen in the area being soldered. In either case, oxygen is prevented from reaching the metal, so no cupric oxide firescale is formed.

A second oxide can also be formed when soldering copper or a high copper content alloy like bronze or brass. It's called cuprous oxide and is reddish in color. That's why a black looking piece you put in the pickle sometimes comes out red. Problem is that while the black cupric oxide is dissolved by a pickle, the red cuprous oxide is not. The discoloration can be sanded or polished off, but an easier way is to use a "super pickle". This is a mixture of fresh pickle with a healthy shot of hydrogen peroxide from the local store. *Tips continued on page 8.*

## Rocky Rockhound With Some Field Trip Safety Tips by C.R. Munson



### Dos

- Respect the rules and knowledge of your trip leader as many safety issues are unique to the site.
- Respect the space and safety of your fellow diggers especially those below you.
- If in doubt, please exercise caution and ask others.
- Work in pairs when possible and notify someone about your whereabouts, schedule, and always check out with field-trip leader before departing.
- If you are near last to leave make sure to communicate with others and see that all vehicles are operating.

### Don'ts

- Enter cavities, work along vertical walls or overhangs, or near slippery, unstable or loose places that could collapse, bury a digger or lead to an uncontrollable fall. Remember, if you are sliding, then you're beginning to fall.
- Climb on, work near, or damage any equipment or property of the land-owner.

### • Equipment

- Boots, Gloves, Helmet, Safety glasses, Digging Tools, Rugged long pants.

### Cautions

- □ Be wary of critters, bears, fire ants, snakes, bees, hornets etc.
- □ Remember many of our sites are remote with no cell phone access so medical help won't be readily available.
- □ Stay hydrated, bring snacks, any needed medications, and layer clothing for changing weather conditions.
- □ Check with leader prior to trip to determine if the site, weather, hiking requirements, etc., might not be suitable in your situation.
- □ Don't overdo it. Only you know your abilities and physical condition. You're there to have fun.



## Educational Workshops Report - Danny Griffin, SFMS Education Co-Chair

Everyone that's interested in taking an SFMS Workshop this year should check out the schedule, and class details, at [www.sfmsworkshops.com](http://www.sfmsworkshops.com). There are several classes that have never been offered before. Here's a short list:

### William Holland June 7 – 13th, 2015

Silver Advanced – Channel Inlay  
Tool Making  
Jr. Rockhounding – Mineral ID  
Jr. Rockhounding – Wire Wrapping and Chain  
Wire for Beaders

### Wildacres August 17 – 23, 2015

Stakes and Hammers  
Meteorite – Symposium  
Stone Carving

### Wildacres Sept. 21-27, 2015

Advanced Flint Knapping  
Fused Chain-Maille  
Meteorite – Symposium

Many of the classes on this year's schedule are returns that have been requested by prior attendees. The ability to pay tuition via credit card has been setup for both locations. The details should be on the website very soon. There will be a 5% processing charge for each student paying by credit card. This is to offset the processing company's fees to the SFMS. For details on paying your tuition with a credit card contact the Registrars listed at the bottom of the Registration form or visit the website at [www.sfmsworkshops.com](http://www.sfmsworkshops.com). For additional details concerning tuition, cost, etc. see the registration form at [www.sfmsworkshops.com](http://www.sfmsworkshops.com).

Beginning in the next issue of the Lodestar, I will highlight a class or two that will hopefully peak your interest. And most important - If you are reading this article, please pass this information on to others in your club who do not have access to the Lodestar. Thanks!

(Editors note: anyone may subscribe and receive the Lodestar, just send your email address to [sfms.lodestar@gmail.com](mailto:sfms.lodestar@gmail.com).)

### ***Brad Smith's Bench Tips continued ...***

I've saved the worst form of discoloration, firestain, for last. Think of firescale (above) as like getting dirt on your shirt that you have to wash off. Firestain is like getting ink on it. The discoloration is not just on the surface, it seeps down and stains the material. Firestain happens when we heat a piece of silver too hot, too long, and/or too many times.

Firestain occurs when the oxides start to build up below the surface of the metal. You generally don't notice it until after polishing. It appears as a darker area of the surface and is easy to spot when viewed under light bounced off a piece of white paper. Because firestain is below the surface, there's no easy bench tip solution. Depletion gilding may work for some pieces. Otherwise, removing it calls for sandpaper and aggressive polishing.

A much better approach for a piece that will require a large number of solderings is to protect the metal from developing firestain by applying

liberal amounts of a firecoat. Regular soldering flux will provide some protection but is not as effective as preparations made specifically for the task. Jewelry supply companies offer several commercial solutions, but my favorite is the Prips mixture in alcohol. I use it every time I intend to do more than two solderings on a piece.-

Brad [www.BradSmithJewelry.com](http://www.BradSmithJewelry.com)

Get all 101 of Brad's bench tips in "Bench Tips for Jewelry Making" on Amazon

**Welcome these new Members !**


*Let 's extend a hand and let these new people know rockhounds are a likeable bunch. We need to get to know just what they are interested in and help. ~ Lana and Mike Whisenant, Victoria, Asa, and Ashley.*



Last page funnies ... Summer Rockhound By Cindy Lind



The 'Skeeter and the Rockhound both,  
 Went out to hunt one day.  
 The Rockhound wanted specimens,  
 The 'Skeeter wanted prey!  
 The Rockhound found a likely spot,  
 and settled with his gear.  
 He'd dug a short time when he heard,  
 A buzzing in his ear.  
 The Rockhound swatted at the noise,  
 And stood to look around.  
 He missed the Skeeter, but he saw,  
 A great stone on the ground!  
 The Rockhound bent to lift the stone,  
 His backside in the air.  
 The 'Skeeter took advantage then,  
 And bit the Rockhound there.  
 The Rockhound jumped and squashed the bug,  
 His bottom to defend.  
 The Rockhound and the Skeeter had,  
 Both got it in THE END!



(Submitted by La Von Logan, and published in ROCK-A -TEER, bulletin of Puvallup Volley Gem Club, 9/96) via Hy Grader 6/01

A.M.L.S. Application for Membership \_\_\_\_\_ New \_\_\_\_\_ Renewal

NAME (S) \_\_\_\_\_

ADDRESS \_\_\_\_\_

CITY \_\_\_\_\_ STATE \_\_\_\_\_ ZIP \_\_\_\_\_

HOME PHONE \_\_\_\_\_ WORK PHONE \_\_\_\_\_

E-MAIL ADDRESS \_\_\_\_\_

Family \$20. \_\_\_\_\_ Single \$15. \_\_\_\_\_ Junior / Student \_\_\_\_\_ After June 1, the cost of the membership dues are one-half price for new members only. **Dues for regular members are to be renewed at the November meeting and / or before January 1 of the new year.**

**Please** make checks payable to the **ALABAMA MINERAL & LAPIDARY SOCIETY** and mail to P.O. BOX 1067 SPRINGVILLE, AL. 35146

Meeting Date: Second Friday of each month except for the month of June. The Tannehill Show takes the place of the June meeting.

Meeting Place: Emmet O'Neal Library 50 Oak St. Mountain Brook, AL. 35213 PH. (205) 897-0459 Website: [info@eolib.org](mailto:info@eolib.org)

Meeting Time: 6:30 p.m.

Date Received \_\_\_\_\_

**Visitors Welcomed !**



**SANDRA SULLIVAN, EDITOR**  
**P.O. BOX 1067**  
**SPRINGVILLE, AL. 35146**


STAMP

*If undeliverable, please return  
to the address above.*

**Meeting: FRIDAY NIGHT, MAY 8, 2015**  
**Place: EMMET O'NEAL LIBRARY**  
**50 Oak St. Mt. Brook, AL. 35213**  
**205-897-0459 info@eolib.org**  
**Time: 6:30 pm gathering and fellowship**  
**And food. 7 pm Program**

MAILING LABEL

**ALABAMA MINERAL & LAPIDARY SOCIETY Birmingham, Alabama**



The *Alabama Mineral & Lapidary Society* is a non-profit organization for people interested in geology, mineralogy, paleontology, and the lapidary arts. Membership is open to all people interested in the objectives of the society. Dues for the calendar year 2015 are \$20.00 family, \$15.00 single, and Juniors / Students \$10.00. Checks should be made payable to the **Alabama Mineral & Lapidary Society** and given to the treasurer. The society holds regular meetings on the second Friday of the month at 6:30 pm ( **except the month of June because of the Tannehill Show** ). Meetings are currently held at the **Emmet O'Neal Library in Mt. Brook, AL.** and usually last an hour and a half. There is a half hour of snacks and fellowship preceding the meeting.

The society is affiliated with the *American Federation of Mineralogical Societies*, the *Southeast Federation of Mineralogical Societies*, and the *Eastern Federation of Mineralogical Societies*. Reprint rights are granted for any information in the bulletin except minutes and copy right articles with permission to print one time only in **ROCKHOUND ROUNDUP**, provided credit is given to the author and the original publication as well as the bulletin. Exchange bulletins should be addressed to the editor.

**THE SOUTHEAST FEDERATION OF MINERALOGICAL SOCIETIES, INC.**

**A NON-PROFIT, NON-COMMERCIAL, NON POLITICAL ORGANIZATION AND  
REGIONAL FEDERATION OF THE AMERICAN FEDERATION OF  
MINERALOGICAL SOCIETIES**



**PURPOSE:**

*To bring about a closer association of clubs and societies devoted to the study of the Earth Sciences and the practice of the lapidary arts and crafts in the southeastern part of the United States.*

**OBJECTIVE:**

*To cooperate with similar Federations to promote public interest in the Earth Sciences and the conservation of natural resources.*

